

OSHA Regulations (Standards - 29 CFR)
Abrasive wheel machinery. - 1910.215
Awareness Device – Act of Good Faith
ODIZ llc No-Go Grinder Safety Gauge
Patent Pending – www.ODIZ.com



Heavy duty magnet to mount to grinder

1910.215(a)(4) Work rests. On offhand grinding machines, work rests shall be used to support the work. They shall be of rigid construction and designed to be adjustable to compensate for wheel wear. Work rests shall be kept adjusted closely to the wheel with a maximum opening of **one-eighth inch** to prevent the work from being jammed between the wheel and the rest, which may cause wheel breakage. The work rest shall be securely clamped after each adjustment. The adjustment shall not be made with the wheel in motion.


1910.215(b)(9) Exposure adjustment. Safety guards of the types described in Subparagraphs (3) and (4) of this paragraph, where the operator stands in front of the opening, shall be constructed so that the peripheral protecting member can be adjusted to the constantly decreasing diameter of the wheel. The maximum angular exposure above the horizontal plane of the wheel spindle as specified in paragraphs (b)(3) and (4) of this section shall never be exceeded, and the distance between the wheel periphery and the adjustable tongue or the end of the peripheral member at the top shall never exceed **one-fourth inch**.

For further information please contact us at:
ODIZ LLC


50 Starkweather Street
 Manchester, CT 06042

Phone: 860-432-3967 Fax: 860-432-5810


www.ODIZ.com (BUY ONLINE!!!!)



Top Tool Rest Maximum opening (1/4")



Bottom Adjustable Tongue Maximum opening (1/8")



Heavy duty magnet to mount to grinder

Safety awareness device for industrial abrasive wheel grinders and machinery – “No-Go Grinder Safety Gauge”

Disclaimer: There is no guarantee that the “No-Go Grinder Safety Gauge” will prevent a hazard, injury, or death. With proper training and awareness of machine guarding of potential hazards along with the use and implementation of the “No-Go Grinder Safety Gauge” will the risk decrease and the chances of a hazard, injury, or death will be reduced. Please do not rely on this gauge alone to avoid a hazard, injury, or death.

There is no guarantee that OSHA will constitute this gauge as an act of “good faith” as the severity of your inspection and other findings may impact the results of their findings and considerations.

The “No-Go Grinder Safety Gauge” will provide a point of use safety awareness device for users to maintain the abrasive wheel’s grinder’s tool rest and tongue guard prior to use to prevent a potential hazard, injury, or even death. This awareness device will allow industrial employers to remain in compliance from the United States Department of Labor’s OSHA (Occupational Safety & Health Administration) 29CFR 1910.215 (a)(4) & 29CFR 1910.215 (b)(9) abrasive wheel machinery standards.

MSDS: MSDS are located on www.odiz.com

Neodymium Magnet Safety

The strong magnetic fields of neodymium magnets can damage magnetic media such as floppy disks, credit cards, magnetic I.D. cards, cassette tapes, video tapes or other such devices. They can also damage televisions, VCR’s, computer monitors, and other CRT displays. Never place a neodymium magnets near electronic appliances. Children should not be allowed to handle neodymium magnets as they can be dangerous. Small magnets pose a choking hazard and should never be swallowed or inserted into a part of the body. Never allow a neodymium magnets near a pacemaker or similar medical aid. The strong magnetic fields of the magnets can affect the operations of such devices. Keep the gauge out of you shirt and pants pockets.

Material: The “No-Go Grinder Safety Gauge” was chosen to be made out of ABS (Acrylonitrile Butadiene Styrene) with a yellow die to portray the safety yellow eye catching reminder and its durability characteristics to abrasive materials and harsh environments. A Neodymium magnet is used to secure the Gauge to a required device. Also Hot stamp marking will be used on the top to bring out the title, reminder, and warning.

Directions: One end of the “No-Go Grinder Safety Gauge” is one-eighth of an inch to test the gap of the bottom tool rest and verifies the tool rest is within OSHA (Occupational Safety & Health Administration) 29CFR1910.215 (a)(4) standard by not fitting into the present bottom tool rest gap. The other end of the “No-Go Grinder Safety Gauge” is one-fourth of an inch to test the gap of the top adjustable tongue guard and verify the tongue guard is within OSHA (Occupational Safety & Health Administration) 29CFR1910.215 (a)(4) standard by not fitting into the present top adjustable tongue guard gap.

BUY ONLINE at
WWW.ODIZ.COM